

INDEPENDENT AUDITOR'S REPORT

To the Members of Sesa Resources Limited

Report on the Ind AS financial statements

We have audited the accompanying Ind AS financial statements of Sesa Resources Limited ("the Company"), which comprise the Balance Sheet as at March 31, 2018, the Statement of Profit and Loss, including the statement of Other Comprehensive Income, the Cash Flow Statement and the Statement of Changes in Equity for the year then ended, and a summary of significant accounting policies and other explanatory information.

Management's Responsibility for the Ind AS financial statements

The Company's Board of Directors is responsible for the matters stated in Section 134(5) of the Companies Act, 2013 ("the Act") with respect to the preparation of these Ind AS financial statements that give a true and fair view of the financial position, financial performance including other comprehensive income, cash flows and changes in equity of the Company in accordance with accounting principles generally accepted in India, including the Accounting Standards specified under section 133 of the Act, read with the Companies (Indian Accounting Standards) Rules, 2015, as amended. This responsibility includes maintenance of adequate accounting records in accordance with the provisions of the Act for safeguarding of the assets of the Company and for preventing and detecting frauds and other irregularities; selection and application of appropriate accounting policies; making judgments and estimates that are reasonable and prudent; and the design, implementation and maintenance of adequate internal financial control that were operating effectively for ensuring the accuracy and completeness of the accounting records, relevant to the preparation and presentation of the Ind AS financial statements that give a true and fair view and are free from material misstatement, whether due to fraud or error.

Auditor's Responsibility

Our responsibility is to express an opinion on these standalone Ind AS financial statements based on our audit. We have taken into account the provisions of the Act, the accounting and auditing standards and matters which are required to be included in the audit report under the provisions of the Act and the Rules made thereunder. We conducted our audit in accordance with the Standards on Auditing issued by the Institute of Chartered Accountants of India, as specified under Section 143(10) of the Act. Those Standards require that we comply with ethical requirements and plan and perform the audit to obtain reasonable assurance about whether the Ind AS financial statements are free from material misstatement.

An audit involves performing procedures to obtain audit evidence about the amounts and disclosures in the Ind AS financial statements. The procedures selected depend on the auditor's judgment, including the assessment of the risks of material misstatement of the Ind AS financial statements, whether due to fraud or error. In making those risk assessments, the auditor considers internal financial control relevant to the Company's preparation of the Ind AS financial statements that give a true and fair view in order to design audit procedures that are appropriate in the circumstances. An audit also includes evaluating the appropriateness of accounting policies used and the reasonableness of the accounting estimates made by the Company's Directors, as well as evaluating the overall presentation of the Ind AS financial statements. We believe that the audit evidence we have obtained is sufficient and appropriate to provide a basis for our audit opinion on the standalone Ind AS financial statements.



Sesa Resources Limited
Auditor's Report for the year ended March 31, 2018
Page 2 of 8

Opinion

In our opinion and to the best of our information and according to the explanations given to us, the Ind AS financial statements give the information required by the Act in the manner so required and give a true and fair view in conformity with the accounting principles generally accepted in India, of the state of affairs of the Company as at March 31, 2018, its loss including other comprehensive income, its cash flows and the changes in equity for the year ended on that date.

Material Uncertainty Related to Going Concern

As fully described in note 2(b) to the IND AS financial statements, pursuant to the Supreme Court order dated 7 February 2018, mining operation in the state of Goa has been suspended and further the Company has incurred losses in the current year and its net worth has been substantially eroded as at March 31, 2018 which indicate that a material uncertainty exists that may cast significant doubt on the Company's ability to continue as a going concern.

Our opinion is not qualified in respect of this matter.

Other Matter

Report on Other Legal and Regulatory Requirements

1. As required by the Companies (Auditor's report) Order, 2016 ("the Order") issued by the Central Government of India in terms of sub-section (11) of section 143 of the Act, we give in the Annexure 1 a statement on the matters specified in paragraphs 3 and 4 of the Order.
2. As required by section 143 (3) of the Act, we report that:
 - (a) We have sought and obtained all the information and explanations which to the best of our knowledge and belief were necessary for the purpose of our audit;
 - (b) In our opinion, proper books of account as required by law have been kept by the Company so far as it appears from our examination of those books;
 - (c) The Balance Sheet, Statement of Profit and Loss including the Statement of Other Comprehensive Income, the Cash Flow Statement and Statement of Changes in Equity dealt with by this Report are in agreement with the books of account;
 - (d) In our opinion, the aforesaid standalone Ind AS financial statements comply with the Accounting Standards specified under section 133 of the Act, read with the Companies (Indian Accounting Standards) Rules, 2015, as amended;
 - (e) On the basis of written representations received from the directors as on March 31, 2018, and taken on record by the Board of Directors, none of the directors is disqualified as on March 31, 2018, from being appointed as a director in terms of section 164 (2) of the Act;
 - (f) With respect to the adequacy of the internal financial controls over financial reporting of the Company and the operating effectiveness of such controls, refer to our separate Report dated April 20, 2018 in "Annexure 2" to this report;



Sesa Resources Limited
Auditor's Report for the year ended March 31, 2018
Page 3 of 8

- (g) With respect to the other matters to be included in the Auditor's Report in accordance with Rule 11 of the Companies (Audit and Auditors) Rules, 2014, in our opinion and to the best of our information and according to the explanations given to us:
- i. The Company has disclosed the impact of pending litigations on its financial position in its Ind AS financial statements - Refer Note 33 to the Ind AS financial statements;
 - ii. The Company did not have any long-term contracts including derivative contracts for which there were any material foreseeable losses;
 - iii. There were no amounts which were required to be transferred to the Investor Education and Protection Fund by the Company.

For SRBC & CO LLP
Chartered Accountants
ICAI Firm Registration Number: 324982E/E300003



per Vikram Mehta
Partner
Membership Number: 105938
Place of Signature: Mumbai
Date: 20 APR 2018



Sesa Resources Limited
Auditor's Report for the year ended March 31, 2018
Page 4 of 8

Annexure 1 referred to in paragraph 1 under the heading "Report on Other Legal and Regulatory Requirements" of our report of even date

- i. (a) The Company has maintained proper records showing full particulars, including quantitative details and situation of fixed assets.

(b) All fixed assets were physically verified by the management in the previous year in accordance with a planned programme of verifying them once in three years which, in our opinion, is reasonable having regard to the size of the Company and the nature of its assets. No material discrepancies were noticed on such verification.

(c) According to the information and explanations given by the management, the title deeds of immovable properties included in property, plant and equipment are held in the name of the Company.
- ii. The management has conducted physical verification of inventory at reasonable intervals during the year and no material discrepancies were noticed on such physical verification.
- iii. (a) The Company has granted loan to one company covered in the register maintained under section 189 of the Companies Act, 2013. In our opinion and according to the information and explanations given to us, the terms and conditions of the grant of such loans are not prejudicial to the company's interest.

(b) The Company has granted loans that are re-payable on demand, to a company covered in the register maintained under section 189 of the Companies Act, 2013. We are informed that the company has not demanded repayment of any such loan during the year, and thus, there has been no default on the part of the parties to whom the money has been lent. The payment of interest has been regular.

(c) There are no amounts of loans granted to companies, firms or other parties listed in the register maintained under section 189 of the Companies Act, 2013 which are overdue for more than ninety days.
- iv. In our opinion and according to the information and explanations given to us, provisions of section 185 and 186 of the Companies Act 2013 in respect of loans to directors including entities in which they are interested and in respect of loans and advances given, investments made and, guarantees, and securities given have been complied with by the company.
- v. The Company has not accepted any deposits within the meaning of Sections 73 to 76 of the Act and the Companies (Acceptance of Deposits) Rules, 2014 (as amended). Accordingly, the provisions of clause 3(v) of the Order are not applicable.
- vi. We have broadly reviewed the books of account maintained by the Company pursuant to the rules made by the Central Government for the maintenance of cost records under section 148(1) of the Companies Act, 2013, related to the extraction of metallic Ores, and are of the opinion that prima



Sesa Resources Limited
Auditor's Report for the year ended March 31, 2018
Page 5 of 8

facie, the specified accounts and records have been made and maintained. We have not, however, made a detailed examination of the same.

vii. (a) The Company is regular in depositing with appropriate authorities undisputed statutory dues including provident fund, employees' state insurance, income-tax, sales-tax, service tax, duty of custom, duty of excise, value added tax, goods and service tax, cess and other statutory dues applicable to it.

(b) According to the information and explanations given to us, no undisputed amounts payable in respect of provident fund, employees' state insurance, income-tax, service tax, sales-tax, duty of custom, duty of excise, value added tax, goods and service tax, cess and other statutory dues were outstanding, at the year end, for a period of more than six months from the date they became payable.

(c) According to the records of the Company, the dues of income-tax, sales-tax, service tax, duty of custom, duty of excise, value added tax and cess on account of any dispute, are as follows:

Name of the statute	Nature of the dues	Amount (Rs.in Crores)	Period to which the amount relates	Forum where the dispute is pending
Income tax Act, 1961	Income Tax	19.99	AY 2009-10 to 2013-14	High Court of Mumbai at Goa
		4.68	AY 2009-10 to 2013-14	Commissioner of Income Tax (Appeals)- Panaji
Finance Act, 1994	Service Tax	3.40	Financial Year 2016-17 to 2017-18	High Court of Mumbai

- viii. The Company did not have any outstanding loans or borrowing dues in respect of a financial institution or bank or to government or dues to debenture holders during the year.
- ix. According to the information and explanations given by the management, the Company has not raised any money way of initial public offer / further public offer / debt instruments and term loans hence, reporting under clause (ix) is not applicable to the Company and hence not commented upon.
- x. Based upon the audit procedures performed for the purpose of reporting the true and fair view of the financial statements and according to the information and explanations given by the management, we report that no fraud by the company or no fraud / material fraud on the company by the officers and employees of the Company has been noticed or reported during the year.



Sesa Resources Limited
Auditor's Report for the year ended March 31, 2018
Page 6 of 8

- xi. According to the information and explanations given by the management, the provisions of section 197 read with Schedule V of the Act are not applicable to the company and hence reporting under clause 3(xi) are not applicable and hence not commented upon.
- xii. In our opinion, the Company is not a nidhi company. Therefore, the provisions of clause 3(xii) of the order are not applicable to the Company and hence not commented upon.
- xiii. According to the information and explanations given by the management, transactions with the related parties are in compliance with section 177 and 188 of Companies Act, 2013 where applicable and the details have been disclosed in the notes to the financial statements, as required by the applicable accounting standards.
- xiv. According to the information and explanations given to us and on an overall examination of the balance sheet, the company has not made any preferential allotment or private placement of shares or fully or partly convertible debentures during the year under review and hence, reporting requirements under clause 3(xiv) are not applicable to the company and, not commented upon.
- xv. According to the information and explanations given by the management, the Company has not entered into any non-cash transactions with directors or persons connected with him as referred to in section 192 of Companies Act, 2013.
- xvi. According to the information and explanations given to us, the provisions of section 45-IA of the Reserve Bank of India Act, 1934 are not applicable to the Company.

For S R B C & CO LLP
Chartered Accountants
ICAI Firm Registration Number: 324982E/E300003



per Vikram Mehta
Partner
Membership Number: 105938
Place of Signature: Mumbai
Date: 20 APR 2018



Sesa Resources Limited
Auditor's Report for the year ended March 31, 2018
Page 7 of 8

ANNEXURE 2 TO THE INDEPENDENT AUDITOR'S REPORT OF EVEN DATE ON THE FINANCIAL STATEMENTS OF SESA RESOURCES LIMITED

Report on the Internal Financial Controls under Clause (i) of Sub-section 3 of Section 143 of the Companies Act, 2013 ("the Act")

We have audited the internal financial controls over financial reporting of Sesa Resources Limited ("the Company") as of March 31, 2018 in conjunction with our audit of the standalone financial statements of the Company for the year ended on that date.

Management's Responsibility for Internal Financial Controls

The Company's Management is responsible for establishing and maintaining internal financial controls based on the internal control over financial reporting criteria established by the Company considering the essential components of internal control stated in the Guidance Note on Audit of Internal Financial Controls Over Financial Reporting issued by the Institute of Chartered Accountants of India. These responsibilities include the design, implementation and maintenance of adequate internal financial controls that were operating effectively for ensuring the orderly and efficient conduct of its business, including adherence to the Company's policies, the safeguarding of its assets, the prevention and detection of frauds and errors, the accuracy and completeness of the accounting records, and the timely preparation of reliable financial information, as required under the Companies Act, 2013.

Auditor's Responsibility

Our responsibility is to express an opinion on the Company's internal financial controls over financial reporting based on our audit. We conducted our audit in accordance with the Guidance Note on Audit of Internal Financial Controls Over Financial Reporting (the "Guidance Note") and the Standards on Auditing as specified under section 143(10) of the Companies Act, 2013, to the extent applicable to an audit of internal financial controls and, both issued by the Institute of Chartered Accountants of India. Those Standards and the Guidance Note require that we comply with ethical requirements and plan and perform the audit to obtain reasonable assurance about whether adequate internal financial controls over financial reporting was established and maintained and if such controls operated effectively in all material respects.

Our audit involves performing procedures to obtain audit evidence about the adequacy of the internal financial controls system over financial reporting and their operating effectiveness. Our audit of internal financial controls over financial reporting included obtaining an understanding of internal financial controls over financial reporting, assessing the risk that a material weakness exists, and testing and evaluating the design and operating effectiveness of internal control based on the assessed risk. The procedures selected depend on the auditor's judgement, including the assessment of the risks of material misstatement of the financial statements, whether due to fraud or error.

We believe that the audit evidence we have obtained is sufficient and appropriate to provide a basis for our audit opinion on the internal financial controls system over financial reporting.



Sesa Resources Limited
Auditor's Report for the year ended March 31, 2018
Page 8 of 8

Meaning of Internal Financial Controls Over Financial Reporting

A company's internal financial control over financial reporting is a process designed to provide reasonable assurance regarding the reliability of financial reporting and the preparation of financial statements for external purposes in accordance with generally accepted accounting principles. A company's internal financial control over financial reporting includes those policies and procedures that (1) pertain to the maintenance of records that, in reasonable detail, accurately and fairly reflect the transactions and dispositions of the assets of the company; (2) provide reasonable assurance that transactions are recorded as necessary to permit preparation of financial statements in accordance with generally accepted accounting principles, and that receipts and expenditures of the company are being made only in accordance with authorisations of management and directors of the company; and (3) provide reasonable assurance regarding prevention or timely detection of unauthorised acquisition, use, or disposition of the company's assets that could have a material effect on the financial statements.

Inherent Limitations of Internal Financial Controls Over Financial Reporting

Because of the inherent limitations of internal financial controls over financial reporting, including the possibility of collusion or improper management override of controls, material misstatements due to error or fraud may occur and not be detected. Also, projections of any evaluation of the internal financial controls over financial reporting to future periods are subject to the risk that the internal financial control over financial reporting may become inadequate because of changes in conditions, or that the degree of compliance with the policies or procedures may deteriorate.

Opinion

In our opinion, the Company has, in all material respects, an adequate internal financial controls system over financial reporting and such internal financial controls over financial reporting were operating effectively as at March 31, 2018, based on the internal control over financial reporting criteria established by the Company considering the essential components of internal control stated in the Guidance Note on Audit of Internal Financial Controls Over Financial Reporting issued by the Institute of Chartered Accountants of India.

For SRBC & CO LLP
Chartered Accountants
ICAI Firm Registration Number: 324982E/E300003



per Vikram Mehta
Partner
Membership Number: 105938
Place of Signature: Mumbai
Date: 20 APR 2018



Sesa Resources Limited
Balance Sheet as at March 31, 2018

(INR Crores)

	Notes	As at March 31, 2018	As at March 31, 2017
ASSETS			
Non-Current Assets			
Property, plant and equipment	4	53.72	89.22
Capital work in progress		-	0.02
Intangible assets	5	-	24.01
Financial assets			
Investments	6	0.02	80.03
Loans	6	-	145.58
Deferred tax assets (net)	7	-	33.46
Income tax assets (net)		15.65	26.54
Other non-current assets	8	13.74	131.95
		83.14	530.81
Current Assets			
Inventories	9	2.68	5.23
Financial assets			
Investments	6	-	-
Trade receivables	10	22.82	18.92
Cash and cash equivalents	11	-	28.90
Loans	6	87.73	177.88
Others	6	-	-
Other current assets	12	4.11	33.25
		117.34	264.18
Total Assets		200.47	794.99
EQUITY AND LIABILITIES			
Equity			
Equity share capital	13	1.25	1.25
Other equity			
Retained Earnings		(5.12)	481.54
Other Reserves		98.00	98.00
Total Equity		94.13	580.79
LIABILITIES			
Non-Current Liabilities			
Provisions	14	-	9.85
Other non-current liabilities	15	2.99	3.36
		2.99	13.21
Current Liabilities			
Financial liabilities			
Borrowings			
Trade payables	16	28.04	159.77
Total outstanding dues of micro and small enterprises	37	0.01	0.05
Total outstanding dues of creditors other than micro and small enterprises	17	8.19	10.64
Other financial liabilities	18	8.88	8.20
Other current liabilities			
Net employee defined benefit liabilities	19	55.46	19.74
Provisions	32	0.53	0.10
Current tax liabilities (net)	14	1.65	1.90
		0.59	0.59
		103.35	200.99
Total Liabilities		106.34	214.20
Total Equity & Liabilities		200.47	794.99

Summary of Significant Accounting Policies

3

The accompanying notes are an integral part of the financial statements

As per our report of even date

For SRBC & CO LLP

Chartered Accountants

ICAI Firm Registration No. 324982E / E300003

per Vikram Mehta

Partner

Membership No. 105938

Mumbai, April 20, 2018



For and on behalf of the Board of Directors of Sesa Resources Limited

Naveen/Kumar Singhal
Director


DIN 02642057

Panaji-Goa, April 20, 2018

Sauvick Mazumdar

Director

DIN 07558996



Sesa Resources Limited
Statement of Profit and Loss for the year ended March 31, 2018

		Year ended March 31, 2018	Year ended March 31, 2017
		(INR Crores)	
Revenue from Operations	20	48.30	160.05
Other income	21	17.43	38.79
Total Income		65.73	198.84
Expenses			
Purchases of Traded Goods		-	0.36
(Increase) / Decrease in Inventories	22	(3.84)	6.92
Employee Benefits Expenses	23	16.68	11.16
Finance costs	24	4.57	15.43
Depreciation and Amortization Expenses	25	13.44	15.48
Other Expenses	26	47.76	69.19
Total Expenses		78.61	118.54
Profit/(loss) before Exceptional Items and Tax		(12.88)	80.30
Exceptional Items	27	426.43	-
Profit/(loss) before Tax		(439.31)	80.30
Tax expense / (benefit)			
Current Tax		-	8.10
Deferred Tax	7	25.48	(24.93)
MAT Credit		3.57	(8.10)
Adjustment of tax relating to earlier periods		18.16	-
Net Tax (benefit)/expense		47.21	(24.93)
Profit/(Loss) for the year (A)		(486.52)	105.23
Other comprehensive income			
Items that will not be reclassified to profit or loss			
Remeasurement gains / (losses) on defined benefit plans		(0.26)	0.10
Income tax effect		0.12	0.43
		(0.14)	0.53
Gain/(loss) on FVTOCI financial assets		-	452.73
Income tax effect		-	-
		-	452.73
Net other comprehensive income not to be reclassified to profit or loss in subsequent periods		(0.14)	453.26
Other comprehensive income for the period, net of tax (B)		(0.14)	453.26
Total comprehensive income for the period, net of tax (A+B)		(486.66)	558.49
Earnings/(Loss) per equity share of Rs. 10 each			
Basic & Diluted (in Rs.)	29	(3,892.16)	841.83
Summary of Significant Accounting Policies	3		
The accompanying notes are an integral part of the financial statements			

As per our report of even date

For **S R B C & CO LLP**
Chartered Accountants
ICAI Firm Registration No. 324982E / E300003

per **Vikram Mehta**
Partner
Membership No. 105938
Mumbai, April 20, 2018



For and on behalf of the Board of Directors of Sesa Resources Limited

Naveen Kumar Singhal
Director
DIN 02642057
Panaji-Goa, April 20, 2018

Sauvick Mazumdar
Director
DIN 07558996



Sesa Resources Limited
Statement of Changes in Equity for the year ended March 31, 2018

(INR Crores)

a. Equity Share Capital

Equity shares of INR 10 each issued, subscribed and fully paid

As at March 31, 2017

As at March 31, 2018

Numbers of shares	Amount
1,250,000	1.25
1,250,000	1.25

b. Other Equity

For the period ended March 31, 2018

Particulars

Balance as at April 1, 2016

Loss for the period

Cancellation of investment in Cairn India Limited

Other Comprehensive Income (Note 28)

Balance as at March 31, 2017

Profit for the period

Other Comprehensive Income (Note 28)

Balance as at March 31, 2018

Retained earnings	Other Reserves		Total Other Equity
	FVTOCI Reserve	General Reserve	
1,523.36	(644.49)	98.00	976.87
105.23	-	-	105.23
(1,147.58)	191.76	-	(955.82)
0.53	452.73	-	453.26
481.54	-	98.00	579.54
(486.52)	-	-	(486.52)
(0.14)	-	-	(0.14)
(5.12)	-	98.00	92.88

Summary of Significant Accounting Policies

The accompanying notes are an integral part of the financial statements

3

As per our report of even date

For and on behalf of the Board of Directors of Sesa Resources Limited

For SRBC & CO LLP

Chartered Accountants

ICAI Firm Registration No. 324982E / E300003

per Vikram Mehta
Partner
Membership No. 105938
Mumbai, April 20, 2018



Naveen Kumar Singhal
Director
DIN 02642057
Panaji-Goa, April 20, 2018

Sauvick Mazumdar
Director
DIN 07558996



Sesa Resources Limited

Statement of Cash Flow for the year ended March 31, 2018

	Year ended March 31, 2018	(INR Crores) Year ended March 31, 2017
Cash flows from operating activities		
Profit/(Loss) before tax	(439.31)	80.30
Adjustments to reconcile profit to net cash provided by operating activities:		
Depreciation and amortization	13.44	15.48
Exceptional items (excluding voluntary retirement expenses)	425.67	-
Loss on sale of fixed asset, net	0.15	0.11
Interest income	(17.01)	(26.71)
Interest expenses	4.57	15.43
Deferred government grant	(0.42)	(0.42)
Dividend income	0.00	(9.81)
Changes in assets and liabilities:		
(Increase)/Decrease in trade and other receivables	(4.62)	3.23
(Increase)/Decrease in inventories	(4.15)	6.53
(Increase)/Decrease in other current and non-current assets	4.55	(11.05)
(increase)/Decrease in other current and non-current Loans & Advances	79.56	3.67
(increase)/Decrease in trade & other payables	(2.49)	5.93
Increase/(Decrease) in Provisions and other liabilities	37.97	2.14
Cash generation from operation	97.91	84.83
Income tax paid, net of refunds received	10.87	(5.35)
Net cash provided in operating activities	108.78	79.48
Cash flows from investing activities		
Dividend received	0.00	9.81
Purchases of property, plant and equipment (including intangibles) including Capital advances	(4.92)	(0.12)
Proceeds from sale of property, plant and equipment	0.20	0.66
Net cash used in investing activities	(4.72)	10.35
Cash flows from financing activities		
Interest paid	(0.17)	(0.03)
Proceeds from/(repayment of) working capital loan, net	(132.79)	(61.07)
Net cash provided/(used in) from financing activities	(132.96)	(61.10)
Net (decrease)/increase in cash and cash equivalents	(28.90)	28.73
Cash and cash equivalents at the beginning of the period	28.90	0.17
Cash and cash equivalents at the end of the period (Note 11)	0.00	28.90

The accompanying notes are an integral part of the financial statements

As per our report of even date

For **S R B C & CO LLP**

Chartered Accountants

ICAI Firm Registration No. 324982E / E300003

Vikram Mehta

per **Vikram Mehta**
Partner

Membership No. 105938
Mumbai, April 20, 2018



For and on behalf of the Board of Directors of Sesa Resources Limited

Naveen Kumar Singhal
Naveen Kumar Singhal
Director

DIN 02642057

Panaji-Goa, April 20, 2018

Sauvick Mazumdar

Sauvick Mazumdar
Director

DIN 07558996



1. COMPANY OVERVIEW

Sesa Resources Limited ("the Company") is a public limited company domiciled in India and has its registered office at Sesa Ghor, 20 Edc Complex, Patto, Panaji (GOA) - 403 001. The Company is engaged in the business of mining and export of iron ore. The Company's mining operations are all situated in Goa.

2. BASIS OF PREPARATION OF FINANCIAL STATEMENTS

a) Basis of preparation

The financial statements have been prepared in accordance with Indian Accounting Standards (Ind-AS) as notified by Ministry of Corporate Affairs under the Companies (Indian Accounting Standards) Rules, 2015 and as amended from time to time.

The Company has not prepared Consolidated Financial Statement applying the exemption provided under Rule 6 of Companies (Accounts) Rules, 2014, as amended from time to time. Subsidiary of the Company is being Consolidated by the parent company Vedanta Limited in its Consolidated Financial Statement.

The financial statements were approved for issue by the Board of Directors on April 20, 2018.

b) Basis of measurement

Hon. Supreme Court's vide order dated February 7, 2018 has directed all lease holders operating under a second renewal to stop all mining operations with effect from 16 March 2018 until fresh mining leases (not fresh renewals or other renewals) and fresh environmental clearances are granted in accordance with the provisions of the MMDR Act.

Consequent to the aforesaid judgment mining operations of the Company, have stopped from 16 March 2018. The Company is exploring various options available at this point of time to restart mining operations at the earliest.

The Company has incurred losses during the current year. Further, Vedanta Limited, the parent Company has through letter of support, agreed to continue to provide financial support to the Company for its continued operations atleast for next twelve months, if the Company is unable to meet its funding requirements.

The Company is therefore being viewed as a going concern and financial statements have been prepared on a going concern basis using historical cost convention and on an accrual method of accounting, except for certain financial instruments and defined benefit plans which have been measured at fair value as required by relevant Ind AS.

3. SIGNIFICANT ACCOUNTING POLICIES

The Company has consistently applied the following accounting policies to all periods presented in the financial statements.

a) Current and non-current classification

The Company presents assets and liabilities in the balance sheet based on current / non-current classification. An asset is classified as current when it satisfies any of the following criteria:

- it is expected to be realized in, or is intended for sale or consumption in, the Company's normal operating cycle.
- it is held primarily for the purpose of being traded;
- it is expected to be realized within 12 months after the reporting date; or
- it is cash or cash equivalent unless it is restricted from being exchanged or used to settle a liability for at least 12 months after the reporting date.

A liability is classified as current when it satisfies any of the following criteria:

- it is expected to be settled in the Company's normal operating cycle;
- it is held primarily for the purpose of being traded;
- it is due to be settled within 12 months after the reporting date; or
- the Company does not have an unconditional right to defer settlement of the liability for at least 12 months after the reporting date. Terms of a liability that could, at the option of the counterparty, result in its settlement by the issue of equity instruments do not affect its classification.

All other liabilities are classified as non-current.

Deferred tax assets and liabilities are classified as non-current assets and liabilities.



b) Revenue Recognition

Revenues are measured at the fair value of the consideration received or receivable, net of discounts, volume rebates, outgoing sales taxes and other indirect taxes. Revenues from sales are recognised when all significant risks and rewards of ownership of the commodity sold are transferred to the customer and the commodity has been delivered to the shipping agent. Revenues from sale of by-products are included in revenue.

Revenue from rendering of services is recognised when the services are rendered and related costs are incurred.

Dividend income is recognised when the right to receive payment is established.

Interest income is recognised using the effective interest rate method.

c) Property, Plant and Equipment

The initial cost of property, plant and equipment comprises its purchase price, including import duties and non-refundable purchase taxes, and any directly attributable costs of bringing an asset to working condition and location for its intended use, including any expected cost of decommissioning. Expenditure incurred after the property, plant and equipment have been put into operation, such as repairs and maintenance, are normally charged to the statements of profit or loss in the period in which the costs are incurred. Major shut-down and overhaul expenditure is capitalised as the activities undertaken improve the economic benefits expected to arise from the asset.

The stripping cost incurred during the production phase of a surface mine is deferred to the extent the current period stripping cost exceeds the average period stripping cost over the life of mine and recognised as an asset if such cost provides a benefit in terms of improved access to ore in future periods and certain criteria are met. Deferred stripping costs are included in mining properties within property, plant and equipment and disclosed as a part of mining properties. After initial recognition, the stripping activity asset is depreciated on a unit of production method over the expected useful life of the identified component of the ore body.

Gains and losses on disposal of an item of property, plant and equipment are determined by comparing the proceeds from disposal with the carrying amount of property, plant and equipment, and are recognized net within other income/ other expenses in profit or loss.

d) Capital work in progress

Assets in the course of construction are capitalized in capital work in progress account. At the point when an asset is capable of operating in the manner intended by management, the cost of construction is transferred to the appropriate category of property, plant and equipment. Costs associated with the commissioning of an asset are capitalised until the period of commissioning has been completed and the asset is ready for its intended use.

e) Intangible assets

Intangible assets acquired separately are measured on initial recognition at cost. Following initial recognition, intangible assets are carried at cost less accumulated amortization and accumulated impairment losses, if any.

Intangible assets are amortised over their estimated useful life. Software is amortised using the straight-line method over the estimated useful life of software license. Amounts paid for securing mining rights are amortised over the period of the mining lease. The amortization period and the amortization method are reviewed at least at each financial year end. If the expected useful life of the asset is different from previous estimates, the change is accounted for as a change in accounting estimate.

f) Depreciation and Amortisation

Freehold land are not depreciated.

Other Property, Plant & Equipments

Other buildings, plant and equipment, office equipment and fixtures, and motor vehicles are stated at cost less accumulated depreciation and any provision for impairment. Depreciation commences when the assets are ready for their intended use.

Depreciation is provided at rates calculated to write off the cost, less estimated residual value, of each asset on a straight line basis over its expected useful life, as follows -

Buildings	- 30 - 60 years
River Fleet	- 28 years
Plant & Equipment	- 3-25 years
Furniture & Fixtures	- 10 years
Vehicles	- 8 years
Office Equipment	- 3-5 years
Roads	- 5-10 years
Bunders	- 30 years



Sesa Resources Limited
Notes to Financial Statement for the year ended March 31, 2018

Mine Closure Asset is being depreciated on a unit of production basis, which is the ratio of extraction in the period to the estimated quantities of proved and probable reserves at the end of the period plus the extraction in the period.

Stamp duties and other statutory levies for renewal of owned mining leases are amortised over the operating period of lease.

Major inspection and overhaul costs are depreciated over the estimated life of the economic benefit derived from such costs. The carrying amount of the remaining previous overhaul cost is charged to the statements of profit or loss if the next overhaul is undertaken earlier than the previously estimated life of the economic benefit.

When significant parts of an item of property, plant and equipment have different useful lives, they are accounted for as separate items (major components) of property, plant and equipment.

Intangible Assets

Amortisation is provided using the following useful life -

Software - 3 years

Mining Rights - Based on lease Year

Depreciation methods, useful lives and residual values are reviewed at each financial year-end and changes in estimates, if any, are accounted for prospectively.

g) Financial instruments

A financial instrument is any contract that gives rise to a financial asset of one entity and a financial liability or equity instrument of another entity.

- financial assets include cash and cash equivalents, trade receivables, employee advances, investments in equity and debt securities;

- financial liabilities include long-term and short-term loans and borrowings and trade payables.

Financial Assets - Recognition

Initially, a financial instrument is recognized at its fair value. Transaction costs directly attributable to the acquisition or issue of financial instruments are recognized in determining the carrying amount, if it is not classified as at fair value through profit or loss. Subsequently, financial instruments are measured according to the category in which they are classified.

For purposes of subsequent measurement, financial assets are classified as:

i) Financial assets at amortised cost:

A financial asset is classified as "financial asset at amortised cost" (amortised cost) under IND AS 109 Financial Instruments if it meets both the following criteria:

(1) The asset is held within a business model whose objective is to hold the financial asset in order to collect contractual cash flows, and

(2) The contractual terms of the financial asset give rise to cash flows that are solely payments of principal and interest on the principal amount outstanding on specified date (the 'SPPI' contractual cash flow characteristics test).

This category is the most relevant to the Company. After initial measurement, such financial assets are subsequently measured at amortised cost using the effective interest rate (EIR) method. Amortised cost is calculated by taking into account any discount or premium on acquisition and fees or costs that are an integral part of the EIR. The EIR amortisation is included in finance income in the profit or loss. The losses arising from impairment are recognised in the profit or loss. This category generally applies to trade and other receivables.

ii) Financial assets at fair value through other comprehensive income (FVTOCI):

All equity investment in scope of IND AS 109 Financial Instruments are measured at fair value. Equity instruments which are held for trading and contingent consideration recognised by an acquirer in a business combination to which IND AS 103 Business Combinations applies are classified as fair value through profit or loss. For all other equity instruments, the Company may make irrevocable election to present in other comprehensive income subsequent changes in the fair value. The Company makes such election on an instrument-to-instrument basis. The classification is made on initial recognition and is irrevocable.

If the Company decides to classify an equity instrument through fair value through other comprehensive income (FVTOCI), then all fair value changes in the instruments excluding dividends, are recognised in OCI and is never recycled to statement of profit and loss, even on sale of the instrument.



Financial Assets - Derecognition

The Company derecognizes a financial asset only when the contractual rights to the cash flows from the asset expires or it transfers the financial asset and substantially all the risks and rewards of ownership of the asset to another entity. If the Company retains substantially all the risks and rewards of ownership of a transferred financial asset, the Company continues to recognize the financial asset and also recognizes a collateralized borrowing for the proceeds received.

Financial liabilities – Recognition & Measurement

Financial liabilities are classified, at initial recognition, as financial liabilities at fair value through profit or loss, loans and borrowings or payables, as appropriate. All financial liabilities are recognised initially at fair value and, in the case of loans and borrowings and payables, net of directly attributable transaction costs.

The measurement of financial liabilities depends on their classification, as described below:

i) Financial liabilities measured at amortized cost

After initial recognition, financial liabilities are subsequently measured at amortized cost using the effective interest method. Gains and losses are recognised in profit or loss when the liabilities are derecognised as well as through the EIR amortisation process.

ii) Financial liabilities at fair value through profit or loss

Financial liabilities at fair value through profit or loss include financial liabilities held for trading. Gains or losses on liabilities held for trading are recognized in statement of profit and loss.

Financial liabilities - Derecognition

Financial liabilities are derecognized when these are extinguished, that is when the obligation is discharged, cancelled or has expired.

Offsetting of financial instruments

Financial assets and financial liabilities are offset with the net amount reported in the balance sheet only if there is a current enforceable legal right to offset the recognised amounts and intent to settle on a net basis, or to realise the assets and settle the liabilities simultaneously.

h) Impairment of Non-financial assets

Impairment charges and reversals are assessed at the level of cash-generating units. A cash-generating unit (CGU) is the smallest identifiable group of assets that generate cash inflows that are largely independent of the cash inflows from other assets or group of assets.

Impairment tests are carried out annually for all assets when there is an indication of impairment. The company conducts an internal review of asset values annually, which is used as a source of information to assess for any indications of impairment or reversal of previously recognised impairment losses. External factors, such as changes in expected future prices, costs and other market factors are also monitored to assess for indications of impairment or reversal of previously recognised impairment losses.

If any such indication exists then an impairment review is undertaken, the recoverable amount is calculated, as the higher of fair value less costs of disposal and the asset's value in use.

Fair value less costs of disposal is the price that would be received to sell the asset in an orderly transaction between market participants and does not reflect the effects of factors that may be specific to the entity and not applicable to entities in general. Fair value for mineral assets is generally determined as the present value of the estimated future cash flows expected to arise from the continued use of the asset, including any expansion prospects, and its eventual disposal, using assumptions that an independent market participant may take into account. These cash flows are discounted at an appropriate post tax discount rate to arrive at the net present value.

Value in use is determined as the present value of the estimated future cash flows expected to arise from the continued use of the asset in its present form and its eventual disposal. The cash flows are discounted using a pre-tax discount rate that reflects current market assessments of the time value of money and the risks specific to the asset for which estimates of future cash flows have not been adjusted. Value in use is determined by applying assumptions specific to the company's continued use and cannot take into account future development. These assumptions are different to those used in calculating fair value and consequently the value in use calculation is likely to give a different result to a fair value calculation.

The carrying amount of the CGU is determined on a basis consistent with the way the recoverable amount of the CGU is determined.

If the recoverable amount of an asset or CGU is estimated to be less than its carrying amount, the carrying amount of the asset or CGU is reduced to its recoverable amount. An impairment loss is recognised in the income statement.



Sesa Resources Limited
Notes to Financial Statement for the year ended March 31, 2018

Any reversal of the previously recognised impairment loss is limited to the extent that the asset's carrying amount does not exceed the carrying amount that would have been determined if no impairment loss had previously been recognised.

i) Government Grant

Government grants are not recognised until there is a reasonable assurance that the company will comply with the conditions attaching to them and that the grants will be received. Government grants relating to tangible fixed assets are treated as deferred income and released to the statements of profit or loss over the expected useful lives of the assets concerned. Other grants are credited to the statements of profit or loss as and when the related expenditure is incurred.

j) Inventories

Inventories (other than immaterial by-products and scrap) including work-in-progress are stated at the lower of cost (on weighted average basis) and net realisable value, less any provision for obsolescence. Cost includes all charges in bringing the goods to the point of sale including octroi and other levies, transit insurance and receiving charges. Finished goods include apportionment of fixed and variable overheads.

Net realisable value is determined based on estimated selling price, less further costs expected to be incurred to completion and disposal.

k) Taxation

Income tax comprises current and deferred tax. Income tax expense is recognized in the statement of profit and loss except to the extent it relates to a business combination, or items directly recognized in equity or in OCI.

Current income tax

Current income tax assets and liabilities are measured at the amount expected to be recovered from or paid to the taxation authorities. The tax rates and tax laws used to compute the amount are those that are enacted or substantively enacted, at the reporting date.

Current income tax relating to items recognised outside profit or loss is recognised outside profit or loss (either in other comprehensive income or in equity). Current tax items are recognised in correlation to the underlying transaction either in OCI or directly in equity. Management periodically evaluates positions taken in the tax returns with respect to situations in which applicable tax regulations are subject to interpretation and establishes provisions where appropriate.

Deferred tax

Deferred income tax is recognized using the balance sheet approach. Deferred income tax assets and liabilities are recognized for deductible and taxable temporary differences arising between the tax base of assets and liabilities and their carrying amount in financial statements, except when the deferred income tax arises from the initial recognition of goodwill or an asset or liability in a transaction that is not a business combination and affects neither accounting nor taxable profits or loss at the time of the transaction. Deferred income tax assets are recognized to the extent it is probable that taxable profit will be available against which the deductible temporary differences and the carry forward of unused tax credits and unused tax losses can be utilized.

The carrying amount of deferred income tax assets is reviewed at each reporting date and reduced to the extent that it is no longer probable that sufficient taxable profit will be available to allow all or part of the deferred income tax asset to be utilized. Deferred income tax assets and liabilities are measured at the tax rates that are expected to apply in the period when the asset is realized or the liability is settled, based on tax rates (and tax laws) that have been enacted or substantively enacted at the reporting period.

Deferred tax relating to items recognised outside statement of profit and loss is recognised outside statement of profit and loss. Deferred tax items are recognised in correlation to the underlying transaction either in other comprehensive income or directly in equity.

Deferred tax assets and deferred tax liabilities are offset if a legally enforceable right exists to set off current tax assets against current tax liabilities and the deferred taxes relate to the same taxable entity and the same taxation authority.



l) Retirement benefit schemes

Defined benefit plan

In accordance with applicable laws in India, the Company provides for gratuity, a defined benefit retirement plan ("the Gratuity Plan") for every employee who has completed 5 years or more of service on departure at 15 days salary (last drawn salary) for each completed year of service. The Gratuity Plan provides for a lump sum payment to eligible employees at retirement, death, incapacitation or termination of employment based on last drawn salary and tenure of employment with the Company. Liabilities with regard to the Gratuity Plan are determined by actuarial valuation on the reporting date using projected unit credit method. The gratuity scheme is funded with Insurance Company.

Remeasurements, comprising of actuarial gains and losses, the effect of the asset ceiling, excluding amounts included in net interest on the net defined benefit liability and the return on plan assets (excluding amounts included in net interest on the net defined benefit liability), are recognised immediately in the balance sheet with a corresponding debit or credit to retained earnings through OCI in the period in which they occur. Remeasurements are not reclassified to profit or loss in subsequent periods.

Defined contribution plan

The Company makes contributions to the Provident Fund scheme, a defined contribution benefit scheme. These contributions are deposited with Government administered fund and recognised as an expense in the period in which the related service is performed. There is no further obligation on the Company on this defined contribution plan.

Compensated Absences

Accumulated leave, which is expected to be utilized within the next 12 months, is treated as short-term employee benefit. The Company measures the expected cost of such absences as the additional amount that it expects to pay as a result of the unused entitlement that has accumulated at the reporting date.

The Company treats accumulated leave expected to be carried forward beyond twelve months, as long-term employee benefit for measurement purposes. Such long-term compensated absences are provided for based on the actuarial valuation using the projected unit credit method at the year-end. Actuarial gains/losses are immediately taken to the statement of profit and loss and are not deferred. The Company presents the entire leave as a current liability in the balance sheet, since it does not have an unconditional right to defer its settlement for 12 months after the reporting date.

Employee entitlements to annual leave are recognised as a liability when they accrue to the employees. The estimated liability for leave is recognised for services rendered by employees up to the end of the reporting period.

m) Provision for liabilities and charges, Contingent liabilities and contingent assets

The assessments undertaken in recognising provisions and contingencies have been made in accordance with the applicable Ind AS.

Provisions represent liabilities to the Company for which the amount or timing is uncertain. Provisions are recognized when the Company has a present obligation (legal or constructive), as a result of past events, and it is probable that an outflow of resources, that can be reliably estimated, will be required to settle such an obligation. If the effect of the time value of money is material, provisions are determined by discounting the expected future cash flows to net present value using an appropriate pre-tax discount rate that reflects current market assessments of the time value of money and, where appropriate, the risks specific to the liability. Unwinding of the discount is recognized in the statements of profit or loss as a finance cost. Provisions are reviewed at each reporting date and are adjusted to reflect the current best estimate.

The Company has capital commitments in relation to various capital projects which are not recognized on the balance sheet. In the normal course of business, contingent liabilities may arise from litigation and other claims against the Company. Guarantees are also provided in the normal course of business. There are certain obligations which management has concluded, based on all available facts and circumstances, are not probable of payment or are very difficult to quantify reliably, and such obligations are treated as contingent liabilities and disclosed in the notes but are not reflected as liabilities in the financial statements. Although there can be no assurance regarding the final outcome of the legal proceedings in which the Company involved, it is not expected that such contingencies will have a material effect on its financial position or profitability.

Contingent assets are not recognised but disclosed in the financial statements when an inflow of economic benefits is probable.



n) Restoration, rehabilitation and environmental costs

An obligation to incur restoration, rehabilitation and environmental costs arises when environmental disturbance is caused by the development or ongoing production of a mine. Such costs, discounted to net present value, are provided for and a corresponding amount is capitalised at the start of each project, as soon as the obligation to incur such costs arises. These costs are charged to the statement of profit or loss over the life of the operation through the depreciation of the asset and the unwinding of the discount on the provision. The cost estimates are reviewed periodically and are adjusted to reflect known developments which may have an impact on the cost estimates or life of operations. The cost of the related asset is adjusted for changes in the provision due to factors such as updated cost estimates, changes to lives of operations, new disturbance and revisions to discount rates. The adjusted cost of the asset is depreciated prospectively over the life of the mineral reserve to which they relate.

Costs for the restoration of subsequent site damage, which is caused on an ongoing basis during production, are charged to the statements of profit or loss as extraction progresses. Where the costs of site restoration are not anticipated to be material, they are expensed as incurred.

o) Foreign currency

Transactions in foreign currencies are measured in the functional currency of the Company and are recorded on initial recognition in the functional currency at exchange rates prevailing at the transaction dates. Monetary assets and liabilities denominated in foreign currencies are translated at the rate of exchange ruling at the end of the reporting period.

Differences arising on settlement or translation of monetary items are recognised in the statement of profit and loss.

p) Functional and presentation currency

Management has determined the currency of the primary economic environment in which the entity resides in and operates as the functional currency. The functional currency of the Company is Indian Rupees (INR). The financial statements have been presented in INR, as it best represents the operating business performance and underlying transactions.

q) Earnings per share

Basic earnings per share are calculated by dividing the net profit or loss for the period attributable to equity shareholders by the weighted average number of equity shares outstanding during the period. Diluted earnings per share is computed by dividing the profit/(loss) attributable to ordinary equity holders of the Company using the weighted-average number of equity shares considered for deriving basic earnings per share and weighted average number of dilutive equivalent shares outstanding during the period, except where the results would be anti-dilutive. Dilutive potential shares are deemed converted at the beginning of the period, unless issued at later date.

r) Segment Reporting

The Company primarily operates in the business segment of mining and sale of Iron Ore. As per the management's perspective, the risks and returns from its sales do not materially vary geographically. Accordingly, there are no other reportable segments as required to be reported under Ind AS 108 – Operating Segments.

s) Cash and cash equivalents

Cash and cash equivalent in the balance sheet comprise cash at banks and on hand and short-term deposits with an original maturity of three months or less, which are subject to an insignificant risk of changes in value. For the purpose of the statement of cash flows, cash and cash equivalents consist of cash and short-term deposits, as defined above, net of outstanding bank overdrafts as they are considered an integral part of the Company's cash management.

t) Use of Estimates and Judgments

The preparation of the financial statements in conformity with Ind AS requires management to make judgements, estimates and assumptions that affect the application of accounting policies and the reported amounts of assets, liabilities, income, expenses and disclosures of contingent assets and liabilities at the date of these financial statements and the reported amounts of revenues and expenses for the years presented. Actual results may differ from these estimates under different assumptions and conditions.

Estimates and underlying assumptions are reviewed on an ongoing basis. Revisions to accounting estimates are recognised in the Year in which the estimate is revised and future periods affected.

In particular, information about significant areas of estimation uncertainty and critical judgments in applying accounting policies that have the most significant effect on the amounts recognized in the financial statements are included in the following accounting policies and/or notes.



Sesa Resources Limited
Notes to Financial Statement for the year ended March 31, 2018
(All amounts are in INR Crores, unless otherwise stated)

4 PROPERTY, PLANT AND EQUIPMENT

	Land- Freehold	Buildings	River Fleet	Plant and equipment	Furniture and fixtures	Vehicles	Office equipment	Road and Bundlers	Mine Closure Asset	Total
Cost										
As at April 1, 2016	13.63	7.51	6.43	193.65	1.73	3.34	0.99	3.29	5.78	236.35
Additions	0.14	-	-	4.67	0.02	-	0.07	1.71	3.05	9.66
Disposals	-	(0.01)	-	(5.09)	(0.01)	-	(0.01)	-	-	(5.12)
As at March 31, 2017	13.77	7.50	6.43	193.23	1.74	3.34	1.05	5.00	8.83	240.89
Additions	-	0.04	-	0.53	0.23	-	0.35	-	-	1.15
Disposals	-	-	-	(11.47)	-	-	-	-	-	(11.47)
As at March 31, 2018	13.77	7.54	6.43	182.29	1.97	3.34	1.40	5.00	8.83	230.57
Depreciation										
As at April 1, 2016	-	1.69	5.74	124.92	1.01	2.39	0.74	1.25	5.21	142.95
Charge for the year	-	0.22	0.02	12.02	0.14	0.20	0.09	0.29	0.10	13.08
Disposals	-	(0.01)	-	(4.34)	-	-	(0.01)	-	-	(4.36)
As at March 31, 2017	-	1.90	5.76	132.60	1.15	2.59	0.82	1.54	5.31	151.67
Charge for the period	-	0.22	0.02	9.60	0.15	0.20	0.07	0.62	0.29	11.17
Disposals	-	-	-	(11.10)	-	-	-	-	-	(11.10)
Impairment (Refer Note 27)	-	1.43	0.17	19.16	0.17	0.14	0.12	0.69	3.23	25.11
As at March 31, 2018	-	3.55	5.95	150.26	1.47	2.93	1.01	2.85	8.83	176.85
Net Book Value										
As at March 31, 2017	13.77	5.60	0.67	60.63	0.59	0.75	0.23	3.46	3.52	89.22
As at March 31, 2018	13.77	3.99	0.48	32.03	0.50	0.41	0.39	2.15	-	53.72



5 INTANGIBLE ASSETS

	Computer Software	Mining Rights	Total
Cost			
As at April 1, 2016	2.20	44.10	46.30
Additions	-	-	-
As at March 31, 2017	2.20	44.10	46.30
Additions	-	-	-
As at March 31, 2018	2.20	44.10	46.30
Amortization			
As at April 1, 2016	2.07	17.82	19.89
Charge for the year	0.13	2.27	2.40
As at March 31, 2017	2.20	20.09	22.29
Charge for the period	-	2.27	2.27
Impairment (Refer Note 27)	-	21.74	21.74
As at March 31, 2018	2.20	44.10	46.30
Net Book Value			
As at March 31, 2017	-	24.01	24.01
As at March 31, 2018	-	-	-

6 FINANCIAL ASSETS

(i) INVESTMENTS

	March 31, 2018	March 31, 2017
Investments at Fair Value through Profit & Loss		
Investments in Unquoted Equity Shares	0.01	0.01
Total FVTPL Investments (A)	0.01	0.01
Investments at Cost		
Unquoted Equity Shares		
In Subsidiary		
11,50,000 (March 31, 2017: 11,50,000) equity shares of Sesa Mining Corporation Limited	80.01	80.01
In Joint Venture		
5,000 (March 31, 2017: 5,000) equity shares of Goa Maritime Private Limited	0.01	0.01
Total Investment at Cost (B)	80.02	80.02
Less: Provision for diminution in value of investments (C) (Refer Note 27)	(80.01)	-
Total Investments (A + B + C)	0.02	80.03
Current	-	-
Non-Current	0.02	80.03

(ii) LOANS (Unsecured)

	March 31, 2018	March 31, 2017
Considered Good		
Loan to Subsidiary (Note 38)	87.73	323.46
	87.73	323.46
Considered Doubtful		
Loan to Subsidiary (Note 38)	156.17	-
Less: Impairment (Refer Note 27)	(156.17)	-
	-	-
Total Loans	87.73	323.46
Current	87.73	177.88
Non-Current	-	145.58



Sesa Resources Limited
Notes to Financial Statement for the year ended March 31, 2018
(All amounts are in INR Crores, unless otherwise stated)

(iii) Others

Considered Doubtful

Advance to Joint Venture (Note 38)	1.00	0.47
Less: Provision for Doubtful advance	(1.00)	(0.47)

Total Others

Current

Non-Current

Total Financial Assets

	-	-
	-	-
	-	-
	87.75	403.49

Breakup of Financial Assets carried at Amortised Cost

	March 31, 2018	March 31, 2017
Loans	87.73	323.46
Trade Receivables (Note 10)	22.82	18.92
Cash & Cash Equivalents (Note 11)	-	28.90
	110.55	371.28

7 Deferred tax assets (net)

The major components of income tax expense for the year ended 31 March 2018 and 31 March 2017 are:

Statement of profit and loss:

Profit or loss section:

	March 31, 2018	March 31, 2017
Current income tax		
Current income tax charge	-	8.10
Adjustment of tax relating to earlier periods	18.16	-
Deferred tax:		
Relating to origination and reversal of temporary differences	-	(24.93)
Deferred Tax on unabsorbed losses written off	25.48	-
MAT credit entitlement	3.57	(8.10)
Income tax expense reported in the statement of profit or loss	47.21	(24.93)

OCI section:

Deferred tax related to items recognised in OCI during the year:

	March 31, 2018	March 31, 2017
Net loss/(gain) on remeasurement of defined benefit plans	(0.12)	(0.43)
Income tax charged to OCI	(0.12)	(0.43)

Reconciliation of tax expense and the accounting profit multiplied by India's domestic tax rate for 31 March 2018 and 31 March 2017:

	March 31, 2018	March 31, 2017
Accounting profit before income tax	(439.31)	80.30
At India's statutory income tax rate of 34.608% (31 March 2017: 34.608%)	(152.04)	27.79
Exempt Income	-	(3.40)
Non deductible expenditure	29.56	0.98
Set off of brought forward losses against current year's taxable Income	-	(23.91)
Unrecognised tax assets	119.89	-
MAT Credit entitlement reversed during the year	3.57	-
	28.07	-
Deferred Tax Assets recognised on earlier year's losses reversed during the year	-	-
Adjustment of tax relating to earlier periods	18.16	-
Deferred Tax Assets recognised on earlier year's losses to be carried forward to future years	-	(26.39)
Annual ETR	47.21	(24.93)
Tax Expense / (benefit)	47.21	(24.93)



Sesa Resources Limited
Notes to Financial Statement for the year ended March 31, 2018
(All amounts are in INR Crores, unless otherwise stated)

DEFERRED TAX ASSETS

Deferred tax relates to the following:

	Balance Sheet		Statement of profit and loss	
	March 31, 2018	March 31, 2017	March 31, 2018	March 31, 2017
Accelerated depreciation for tax purposes	(15.38)	(15.98)	0.60	1.50
Losses available for offsetting against future taxable income	7.60	33.21	(25.61)	26.39
Employee benefits	0.46	1.12	(0.78)	-
Voluntary retirement scheme	2.24	3.01	(0.77)	3.01
Provision for doubtful advances	1.16	1.39	(0.23)	1.39
Expenses allowed under Income Tax on payment basis	2.75	2.61	0.14	2.61
Others	1.17	-	1.17	(9.97)
Deferred tax expense/(income)	-	25.36	(25.48)	24.93
Net deferred tax assets/(liabilities)	-	-	-	-

Reflected in balance sheet as follows:



	March 31, 2018	March 31, 2017
Deferred tax assets	15.38	41.34
Deferred tax liabilities	15.38	15.98
Sub-Total	-	25.36
MAT Credit Entitlement	-	8.10
Deferred tax assets, net	-	33.46

Reconciliation of deferred tax assets, net

	March 31, 2018	March 31, 2017
Opening balance as of 1 April	33.46	-
Tax income/(expense) during the period recognised in profit or loss	(25.48)	24.93
Tax income/(expense) during the period recognised in OCI	0.12	0.43
MAT Credit Entitlement	(8.10)	8.10
Closing balance as at 31 March	-	33.46

Unused tax losses/ unused tax credit for which deferred tax asset is not recognized amount to Rs. 75.53 crores and Rs. Nil crores, as at March 31, 2018 and March 31, 2017 respectively. The unused tax losses expire as detailed below:

March 31, 2018	Within one year	Greater than one year, less than five years	Greater than five years	No expiry date	Total
Unabsorbed Business Loss	-	26.14	-	-	26.14
	-	26.14	-	-	26.14



Sesa Resources Limited
Notes to Financial Statement for the year ended March 31, 2018
(All amounts are in INR Crores, unless otherwise stated)

8 Other Non-Current Assets

	March 31, 2018	March 31, 2017
Unsecured, Considered Good		
Capital Advances	-	25.93
Prepaid Expenses	-	1.61
Claims and Other Receivables	-	104.41
Balance with government authorities	13.74	-
	<u>13.74</u>	<u>131.95</u>
Unsecured, Considered Doubtful		
Capital Advances	27.46	1.50
Prepaid Expenses	1.99	-
Claims and Other Receivables	104.41	-
Less: Impairment (Refer Note 27)	(133.86)	(1.50)
	<u>-</u>	<u>-</u>
	<u>13.74</u>	<u>131.95</u>

9 INVENTORIES

	March 31, 2018	March 31, 2017
Finished goods (at lower of cost and net realisable value)	6.70	2.86
Stores and spare parts (at cost)	2.68	2.37
Less: Impairment (Refer Note 27)	(6.70)	-
	<u>2.68</u>	<u>5.23</u>

10 TRADE RECEIVABLES

	March 31, 2018	March 31, 2017
Trade Receivables	12.40	1.29
Receivables from Related Parties (Note 38)	10.42	17.63
	<u>22.82</u>	<u>18.92</u>
Breakup for Security Details		
Unsecured Considered Good	22.82	18.92
Unsecured Considered Doubtful	2.77	2.04
Provision for Doubtful Receivables	(2.77)	(2.04)
Total Trade Receivables	<u>22.82</u>	<u>18.92</u>

No trade receivables are due from Directors or other officers of the Company either severally or jointly with any other person. Nor any trade or other receivable are due from firms or private companies respectively in which any director is a partner, a director or a member.

For terms and conditions relating to related party receivables, refer Note 38.

11 CASH AND CASH EQUIVALENTS

	March 31, 2018	March 31, 2017
Cash and cash equivalents		
Balances with banks		
- On Current Accounts	-	28.90
	<u>-</u>	<u>28.90</u>

12 OTHER CURRENT ASSETS

	March 31, 2018	March 31, 2017
Unsecured, Considered Good		
Advance to suppliers	0.46	16.52
Prepaid Expenses	0.13	0.69
Balance with central excise and government authorities	3.52	16.04
Unsecured, Considered Doubtful		
Advance to suppliers	9.83	-
Prepaid Expenses	0.64	-
Less: Impairment (Refer Note 27)	(10.47)	-
	<u>4.11</u>	<u>33.25</u>



13 EQUITY SHARE CAPITAL

Authorised equity share capital

	Equity Shares	
	No. of Shares	Amount
At April 1, 2016	14,950,000	14.95
Increase / (decrease) during the year	-	-
At March 31, 2017	14,950,000	14.95
Increase / (decrease) during the period	-	-
At March 31, 2018	14,950,000	14.95

Terms/ rights attached to equity shares

The company has only one class of equity shares having par value of INR 10 per share. Each holder of equity shares is entitled to one vote per share. The company declares and pays dividends in Indian rupees. The dividend proposed by the Board of Directors is subject to the approval of the shareholders in the ensuing Annual General Meeting.

In the event of liquidation of the company, the holders of equity shares will be entitled to receive remaining assets of the company, after distribution of all preferential amounts. The distribution will be in proportion to the number of equity shares held by the shareholders.

Issued equity share capital

	No. of Shares	Amount
Equity Shares of INR 10 each issued, subscribed and fully paid up		
At April 1, 2016	1,250,000	1.25
Change during the period	-	-
At March 31, 2017	1,250,000	1.25
Change during the period	-	-
At March 31, 2018	1,250,000	1.25

Shares held by holding/ ultimate holding company and/ or their subsidiaries/ associates

Out of equity shares issued by the company, shares held by its holding company, ultimate holding company and their subsidiaries/ associates are as below:

	March 31, 2018	March 31, 2017
Vedanta Limited, Holding Company		
12,50,000 (March 31, 2017: 12,50,000) Equity Shares of INR 10 each fully paid up	1.25	1.25

Details of shareholders holding more than 5% shares in the Company

	March 31, 2018		March 31, 2017	
	No. of Shares Held	% of Holding	No. of Shares Held	% of Holding
Equity Shares of INR 10 each fully paid up				
Vedanta Limited, Holding Company	1,250,000	100%	1,250,000	100%



14 PROVISIONS

	Compensated Absences	Restoration and rehabilitation	Total
As at April 1, 2016	2.12	7.04	9.16
Additions	-	2.81	2.81
Utilised	(0.22)	-	(0.22)
As at March 31, 2017	1.90	9.85	11.75
Current	1.90	-	1.90
Non-Current	-	9.85	9.85

	Compensated Absences	Restoration and rehabilitation	Total
As at April 01, 2017	1.90	9.85	11.75
Additions	-	1.51	1.51
Utilised	(0.25)	-	(0.25)
Written back (Refer Note 27)	-	(11.36)	(11.36)
As at March 31, 2018	1.65	-	1.65
Current	1.65	-	1.65
Non-Current	-	-	-

The provision for restoration, rehabilitation, decommissioning and environmental represented the Company's best estimate of the costs which will be incurred in the future to meet the obligations under the laws of the land, the terms referred to in the company's mining and other licenses and contractual arrangements. These amounts become payable upon closure of the mines and are expected to be incurred over a Year of 1 to 11 years. However, Pursuant to an order passed by the Hon'ble Supreme Court of India on February 7, 2018 the second renewal of the mining leases granted by the State of Goa to all miners including Sesa Resources Limited were cancelled. Upon consideration of past precedence, the provision for restoration and rehabilitation with respect to these mines has been assessed as Nil, as the Company believes that the same would be carried out by the future successful bidder at the time of mine closure.

15 Other Non-Current Liabilities

	March 31, 2018	March 31, 2017
Deferred Government Grant Income	2.99	3.36
	2.99	3.36

Represents government assistance in the form of the duty benefit availed under Export Promotion Capital Goods (EPCG) Scheme on purchase of property, plant and equipments accounted for as government grant and being amortised over the useful life of such assets.

16 BORROWINGS

	Effective Interest Rate (%)	Maturity	March 31, 2018	March 31, 2017
Current Borrowings				
Unsecured				
Short Term borrowings from related parties (Note 38)	8.00%	On Demand	28.04	159.77
Total			28.04	159.77

17 TRADE PAYABLES

	March 31, 2018	March 31, 2017
Trade Payables	8.20	10.64
	8.20	10.64

18 OTHER FINANCIAL LIABILITIES

	March 31, 2018	March 31, 2017
Capital Creditors	0.90	0.94
Deposits from Vendors and others	0.71	0.74
Other Liabilities	7.27	6.52
Total	8.88	8.20

19 OTHER CURRENT LIABILITIES

	March 31, 2018	March 31, 2017
Statutory Liabilities	13.92	12.43
Deferred Government Grant Income ^a	0.42	0.42
Advance from customers	0.03	0.06
Advance from related party	40.96	0.00
Other Liabilities	0.13	6.83
Total	55.46	19.74

^a Represents current portion of government assistance in the form of the duty benefit availed under Export Promotion Capital Goods (EPCG) Scheme on purchase of property, plant and equipments accounted for as government grant and being amortised over the useful life of such assets.



20 REVENUE FROM OPERATIONS

	March 31, 2018	March 31, 2017
Sale of products		
Sale of goods	38.25	121.53
Sale of services		
Hire of barges and jetties	6.62	22.44
Income from Raising Contracts	2.71	15.26
Others	-	0.00
Other operating revenues		
Unclaimed liabilities written back	0.57	0.58
Scrap sales	0.15	0.24
Total	48.30	160.05

21 OTHER INCOME

	March 31, 2018	March 31, 2017
Profit on sale of current Investments	-	0.09
Interest on Loans	17.01	26.71
Dividend Income	-	9.81
Government Grant Income	0.42	0.42
Foreign Exchange Gain	-	0.01
Others	-	1.75
Total	17.43	38.79

22 (INCREASE) / DECREASE IN INVENTORIES

	March 31, 2018	March 31, 2017
Inventory at the end of the year		
Finished Goods	-	2.86
Impairment during the year	6.70	-
	6.70	2.86
Inventory at the beginning of the year		
Finished Goods	2.86	9.78
Total	2.86	9.78
Total	(3.84)	6.92

23 EMPLOYEES BENEFITS EXPENSE

	March 31, 2018	March 31, 2017
Salaries and Wages	14.31	10.38
Contribution to provident & other funds	1.11	0.33
Staff welfare expenses	1.26	0.45
Total	16.68	11.16

24 FINANCE COSTS

	March 31, 2018	March 31, 2017
Interest on debts and borrowings	2.89	15.41
Other borrowing costs	1.68	0.02
Total	4.57	15.43

25 DEPRECIATION & AMORTISATION

	March 31, 2018	March 31, 2017
Depreciation	11.17	13.08
Amortisation	2.27	2.40
Total	13.44	15.48



26 OTHER EXPENSES

	March 31, 2018	March 31, 2017
Royalty	12.65	31.59
Hire of contractor trucks	8.77	22.06
Consumption of stores and spare parts	5.77	6.47
Power & Fuel	1.70	1.63
Rent	3.25	0.95
Repairs to Machinery	1.37	0.39
Repairs to Building	-	0.46
Repairs Others	2.29	0.91
Rates And Taxes	0.66	0.33
Insurance	0.48	0.32
Payment to Auditors (refer note below)	0.23	0.22
Loss On Sale Of Fixed Asset	0.15	0.11
Directors Sitting Fees and Commission	0.07	0.07
General Expenses	10.37	3.68
Total	47.76	69.19

Payment to Auditors

	March 31, 2018	March 31, 2017
As auditor		
Audit Fees	0.08	0.08
Limited Review	0.09	0.09
In other capacity		
Other services (Certification fees)	0.02	0.05
Reimbursement of expenses	0.01	0.00
	0.20	0.22

27 EXCEPTIONAL ITEMS

	March 31, 2018	March 31, 2017
Voluntary Retirement Expenses	0.76	-
Impairment of assets (Refer Note below)	425.67	-
Total	426.43	-

Pursuant to an order passed by the Hon'ble Supreme Court of India on February 7, 2018 the second renewal of the mining leases granted by the State of Goa to all miners including Sesa Resources Limited were cancelled. Consequentially all mining operations stopped with effect from March 16, 2018 until fresh mining leases (not fresh renewals or other renewals) and fresh environmental clearances are granted in accordance with the provisions of the The Mines and Minerals (Development and Regulation) (MMDR) Act.

During the year ended March 31, 2018, the Company has recognised an impairment charge of Rs.425.67 Crores in relation to the following assets:

Particulars	Carrying Value (Before Impairment)	Impairment	Carrying Value (After Impairment)	Note
Property, Plant and Equipment	78.83	25.11	53.72	(a)
Intangible Assets	21.75	21.75	-	(a)
Capital work in progress	2.96	2.96	-	(a)
Investments	80.03	80.01	0.02	(b)
Loans	243.90	156.17	87.73	(b)
Other Non Current Assets	147.60	133.86	13.74	(b)
Other Current Assets	14.58	10.47	4.11	(b)
Inventories	9.38	6.70	2.68	(b)
Provision for Restoration and Rehabilitation written back (Refer Note 14)	-11.36	-11.36	-	(c)
Total	587.67	425.67	162.00	

(a) The net recoverable value of property, plant and equipment, intangible assets and capital work in progress has been assessed at Rs.53.72 Crores, for each category of asset individually, based on the fair value less cost of sell methodology, after considering marketability of these assets, using a level 3 valuation technique.

(b) The carrying value has been determined based on the expected realisation.

(c) Significant uncertainty exists over the resumption of mining at Goa under the current leases. Upon consideration of past precedence, the provision for restoration and rehabilitation with respect to these mines has been assessed as Nil, as the Company believes that the same would be carried out by the future successful bidder at the time of mine closure.



Sesa Resources Limited

Notes to Financial Statement for the year ended March 31, 2018
(All amounts are in INR Crores, unless otherwise stated)

28 COMPONENTS OF OTHER COMPREHENSIVE INCOME (OCI)

The disaggregation of changes to OCI by each type of reserve in equity is shown below:

During the year ended March 31, 2017

Remeasurement gains / (losses) on defined benefit plans
Gain/(loss) on FVTOCI financial assets

Retained Earnings	FVTOCI Reserve
0.53	-
-	452.73
0.53	452.73

During the period ended March 31, 2018

Remeasurement gains / (losses) on defined benefit plans
Gain/(loss) on FVTOCI financial assets

Retained Earnings	FVTOCI Reserve
(0.14)	-
-	-
(0.14)	-

29 EARNINGS PER SHARE

The following reflects the income and share data used in the basic and diluted EPS computations:

Profit /(Loss) attributable to equity share holders
Weighted average number of equity shares for EPS

	March 31, 2018	March 31, 2017
	(486.52)	105.23
Nos	1,250,000	1,250,000
EPS - Basic & Diluted (Rs. per share)	(3,892.15)	841.83
Nominal Value of Shares (Rs. per share)	10	10

EPS - Basic & Diluted (Rs. per share)
Nominal Value of Shares (Rs. per share)

30 CORPORATE SOCIAL RESPONSIBILITY EXPENSE

The Company has incurred an amount of Rs. 0.06 crore (March 31, 2017: Rs. 0.16 crore) towards Corporate Social Responsibility as per Section 135 of the Companies Act, 2013.



31 SIGNIFICANT ACCOUNTING JUDGEMENTS, ESTIMATES AND ASSUMPTIONS

The preparation of the Company's financial statements requires management to make judgements, estimates and assumptions that affect the reported amounts of revenues, expenses, assets and liabilities, and the accompanying disclosures, and the disclosure of contingent liabilities. Uncertainty about these assumptions and estimates could result in outcomes that require a material adjustment to the carrying amount of assets or liabilities affected in future periods.

Estimates and assumptions

The key assumptions concerning the future and other key sources of estimation uncertainty at the reporting date, that have a significant risk of causing a material adjustment to the carrying amounts of assets and liabilities within the next financial year, are described below. The Company based its assumptions and estimates on parameters available when the financial statements were prepared. Existing circumstances and assumptions about future developments, however, may change due to market changes or circumstances arising that are beyond the control of the Company. Such changes are reflected in the assumptions when they occur.

(a) Useful lives of property, plant and equipment

The cost of property, plant and equipment is depreciated on a straight-line basis over the property, plant and equipment's estimated economic useful lives. Management estimates the useful lives of these property, plant and equipment in line with useful lives specified in schedule II of Companies Act. These are common life expectancies applied in the industry. Changes in the expected level of usage and technological developments could impact the economic useful lives and the residual values of these assets, therefore, future depreciation charges could be revised. The carrying amount of the Company's property, plant and equipment at the end of the reporting period is disclosed in Note 4 to financial statements.

(b) Employees benefits plan

The cost of defined benefit gratuity plan as well as the present value of the gratuity obligation are determined using actuarial valuations. The actuarial valuation involves making various assumptions. These include the determination of the discount rates, expected rates of return of assets, future salary increase and mortality rates. Due to the complexity of the valuation, the underlying assumptions, defined benefit obligations are highly sensitive to changes in these assumptions. All assumptions are reviewed at each reporting date. Further details about gratuity obligation has been mentioned in Note 32.

(c) Income Taxes

The Company has exposure to income taxes in Indian jurisdiction. Deferred tax assets are recognised for all unused tax losses to the extent that it is probable that taxable profit will be available against which the losses can be utilised. Significant managements judgment is required to determine the amount of deferred tax assets that can be recognised, based upon the likely timing and level of future taxable profits together with future tax planning strategies.

(d) Provision for restoration and rehabilitation costs

Provision is made for costs associated with restoration and rehabilitation of mining sites as soon as the obligation to incur such costs arises. Such restoration and closure costs are typical of extractive industries and they are normally incurred at the end of the life of the mine. The costs are estimated on the basis of mine closure plans and the estimated discounted costs of dismantling and removing these facilities and the costs of restoration are capitalised when incurred reflecting the Company's obligations at that time.

A corresponding provision is created on the liability side. The capitalised asset is charged to profit or loss over the life of the asset through depreciation over the life of the operation and the provision is increased each period via unwinding the discount on the provision. Management estimates are based on local legislation and/or other agreements. The actual costs and cash outflows may differ from estimates because of changes in laws and regulations, changes in prices, analysis of site conditions and changes in restoration technology.

(e) Provisions and contingencies

The assessments undertaken in recognising provisions and contingencies have been made in accordance with the applicable Ind AS.

A provision is recognized if, as a result of a past event, the Company has a present legal or constructive obligation that can be estimated reliably, and it is probable that an outflow of economic benefits will be required to settle the obligation. Where the effect of time value of money is material, provisions are determined by discounting the expected future cash flows.

In the normal course of business, contingent liabilities may arise from litigation and other claims against the Company. Guarantees are also provided in the normal course of business. There are certain obligations which management has concluded, based on all available facts and circumstances, are not probable of payment or are very difficult to quantify reliably, and such obligations are treated as contingent liabilities and disclosed in the notes but are not reflected as liabilities in the financial statements. Although there can be no assurance regarding the final outcome of the legal proceedings in which the Company involved, it is not expected that such contingencies will have a material effect on its financial position or profitability.

(f) Impairment of assets

Pursuant to an order passed by the Hon'ble Supreme Court of India on February 07, 2018, the second renewal of the mining leases granted by the State of Goa in 2014-15 to all miners including Sesa Resources Limited were cancelled. Consequentially all mining operations stopped with effect from March 16, 2018 until fresh mining leases (not fresh renewals or other renewals) and fresh environmental clearances are granted in accordance with the provisions of The Mines and Minerals (Development and Regulation) (MMDR) Act. Significant uncertainty exists over the resumption of mining at Goa under the current leases. The Company has assessed the recoverable value of all its assets and liabilities associated with existing mining leases which led to a non-cash impairment charge during the year.

Details of impairment charge and method of estimating recoverable value are disclosed in note 27.



32 GRATUITY & OTHER POST EMPLOYEE BENEFIT PLANS

A DEFINED CONTRIBUTION PLANS

The Company offers its employees benefits under defined contribution plans in the form of provident fund, family pension and superannuation fund. Family pension fund and superannuation fund cover substantially all regular employees. Contributions are paid during the year into separate funds under certain statutory/ fiduciary type arrangements. While both the employees and the Company pay predetermined contributions into the pension fund, the contribution to superannuation fund are made only by the Company. The contributions are based on a fixed percentage of the employee's salary prescribed in respective scheme.

A sum of Rs. 0.83 crore (previous year Rs. 0.67 crore) have been charged to the statement of profit and loss in this respect, the components of which are tabulated below.

Particulars	March 31, 2018	March 31, 2017
Provident Fund	0.47	0.34
Family Pension Fund	0.30	0.26
Superannuation Fund	0.06	0.07
	0.83	0.67

B DEFINED BENEFIT PLANS

The Company has defined benefit gratuity plan. Every employee who has completed five years or more of service gets a gratuity on departure at 15 days salary (last drawn salary) for each completed year of service. The scheme is funded with Insurance Company in the form of a qualifying Insurance Policy.

The Company has constituted a trust recognized by Income tax authorities for gratuity of employees. The Company contributes funds to Life Insurance Corporation of India which are irrevocable. The Gratuity Plan provides a lump sum payment to vested employees at retirement, disability or termination of employment being an amount based on the respective employee's last drawn salary and the number of years of employment with the company. Based on actuarial valuations conducted as at year end, a provision is recognised in full for the benefit obligation over and above the funds held in the Gratuity Plan.

Principal actuarial assumptions

Principal actuarial assumptions used to determine the present value of the defined benefit obligations are as follows:

	March 31, 2018	March 31, 2017
Discount Rate	7.70%	7.60%
Future Salary Increases	3% - 6%	3% - 6%
Withdrawal Rate	1.00%	1.00%
Mortality Table	IALM (2006-08)	IALM (2006-08)

The estimate of rate of escalation in salary considered in actuarial valuation takes into account inflation, seniority, promotion and other relevant factors including supply and demand in the employment market.

Amount recognised in Balance Sheet consists of:

	March 31, 2018	March 31, 2017
Fair Value of plan assets	1.46	1.90
Present Value of defined benefit obligations	(1.99)	(2.00)
Net Liability arising from defined benefit obligations	(0.53)	(0.10)

Amount recognised in Statement of Profit or Loss in respect of defined benefit plan are as follows:

	March 31, 2018	March 31, 2017
Current Service Cost	0.17	0.16
Net Interest Cost	0.01	0.04
Components of defined benefit costs recognised in profit or loss	0.18	0.20

Amount recognised in other comprehensive income in respect of defined benefit plan are as follows:

	March 31, 2018	March 31, 2017
Re-measurement of the net defined benefit obligation:		
Actuarial losses arising from changes in demographical assumptions	-	0.02
Actuarial (gains)/ losses arising from changes in financial assumptions	0.02	0.44
Actuarial gains arising from experience adjustments	(0.24)	(0.35)
(Gain)/ Loss on plan assets (excluding amounts included in net interest cost)	(0.04)	(0.01)
Components of defined benefit costs recognised in Other comprehensive income	(0.26)	0.10



Sesa Resources Limited
Notes to Financial Statement for the year ended March 31, 2018
(All amounts are in INR Crores, unless otherwise stated)

Movement in present value of defined benefit obligation:

	March 31, 2018	March 31, 2017
Opening Balance	1.99	2.09
Current service cost	0.17	0.16
Benefits paid	(0.55)	(0.31)
Interest Cost	0.16	0.16
Actuarial losses arising from changes in demographical assumptions	-	(0.02)
Actuarial (loss)/ (gain) arising from changes in financial assumptions	(0.02)	(0.44)
Actuarial gains arising from experience adjustments	0.24	0.35
Closing Balance	1.99	1.99

Movement in fair value of plan assets:

	March 31, 2018	March 31, 2017
Opening Balance	1.90	1.54
Contributions made	-	0.57
Benefits Paid	(0.55)	(0.31)
Re-measurement gains arising from return on plan assets	(0.04)	(0.01)
Interest Income	0.15	0.11
Closing Balance	1.46	1.90

A quantitative sensitivity analysis for significant assumptions as at 31 March 2018 is as shown below:

Impact on defined benefit obligation

Sensitivity Level	March 31, 2018		March 31, 2017	
	Increase	Decrease	Increase	Decrease
	Rs. Crore	Rs. Crore	Rs. Crore	Rs. Crore
Discount Rate (+ / - 0.5%)	0.09	(0.09)	0.11	(0.07)
Future Salary Increase (+ / - 0.5%)	(0.09)	0.09	(0.08)	0.11

Sensitivities due to mortality and withdrawals are not material and hence impact of change has not been calculated by the Actuary. The sensitivity analysis above have been determined based on a method that extrapolates the impact on defined benefit obligation as a result of reasonable changes in key assumptions occurring at the end of the reporting period.

In absence of detailed information regarding plan assets which is funded with Life Insurance Corporation of India, the composition of each major category of plan assets and the percentage or amount for each major category to the fair value of total plan assets has not been disclosed.

The contribution expected to be made by the company during the financial year 2018-19 as ascertained by the management is Rs. 0.23 crores (March 31, 2017: Rs. 0.19 crores)



33 COMMITMENTS AND CONTINGENCIES

a. Commitment and contingencies

(i) Estimated amount of contracts remaining to be executed on capital account and not provided for:

Capital commitments

The Company had significant capital commitments of Rs. 2.33 crore as at March 31, 2018 (March 31, 2017 - Rs. 1.40 crore), related primarily to capacity expansion projects.

(ii) Contingent liabilities

Sr. No	Particulars	March 31, 2018	March 31, 2017
1	Demand raised by income tax authorities against which company has filed appeals*	41.62	156.68
2	Claims against the company not acknowledged as debt: -Cess on transportation of ore within Goa levied by Government of Goa under the Goa Rural Development and Welfare Cess Act 2000 (Goa Act 29 of 2000)	22.52	22.52
	- Contribution towards Goa Iron Ore Permanent Fund levied by Government of Goa	0.65	-
3	Other claims	2.92	1.61
	Total	67.71	180.81

* Includes the claims of Rs. 30.76 crores (March 31, 2017 : Rs. 100.86 crores), if finally determined as payable will be reimbursed by the erstwhile shareholders pursuant to Share Purchase Agreement dt. 11-Jun-2009.

(iii) Other Matters

The Honourable Supreme Court (Supreme Court) vide its judgment dated April 21, 2014 had lifted the ban on mining in the State of Goa, subject to certain conditions. It had also directed that out of the sale proceeds of the e-auction of excavated ore, leaseholders to be paid average cost of excavation of iron ore as determined by the State Government, and the balance amounts are to be allocated amongst various affected stakeholders and unallocated amounts to be appropriated to the State Government. In pursuance of the said judgement, the State Government of Goa on October 1, 2014 announced the Goa Grant of Mining Leases Policy, 2014 and has renewed the mining leases. The Government of Goa has vide its order dated January 15, 2015 revoked its earlier order on temporary suspension of mining operations in the State of Goa. The Company has obtained consent to operate from Goa State Pollution Control Board for all its leases and mining plan approvals from Indian Bureau of Mines. Accordingly, the Company has commenced mining in January 2016.

Pursuant to the judgment of the Supreme Court dated April 21, 2014, in determining the average cost of excavation as referred above, the Directorate of Mines and Geology (DMG) of the State of Goa has on September 2, 2015, notified Rs. 250 per ton as the average cost of excavation payable to the respective lease holders, sister concerns or traders. Based on a legal opinion, the management of the Company had considered the entire amount of Rs. 104.43 crore as recorded in the books of accounts as at March 31, 2017, as recoverable. However, In light of the Hon. Supreme Court of India judgement dated February 07, 2018 wherein the Court has directed that effective March 16, 2018 all mining operations in the state of Goa are to be stopped, the Company has impaired this receivable during the year (refer note 27).

34 OPERATING SEGMENTS

The company primarily operates in the segment of mining and sale of iron ore. As per the company's chief operating decision maker ("CODM"), the risks and returns from its sales do not materially vary geographically. Accordingly, there are no other reportable segments as required to be reported under Ind AS 108 - Operating Segments.

A) Information about products

Iron ore

	31-Mar-18	31-Mar-17
	38.25	121.53
	38.25	121.53

B) All revenue and non-current assets of the Company is situated in India, hence, disclosure pertaining to geographical areas has not been updated.

C) Company primarily sells entire output to its ultimate holding company.



35 Financial instruments

Financial risk management objective and policies

This section gives an overview of the significance of financial instruments for the company and provides additional information on the balance sheet. Details of significant accounting policies, including the criteria for recognition, the basis of measurement and the basis on which income and expenses are recognised, in respect of each class of financial asset, financial liability and equity instrument are disclosed in Note 3.

Financial assets and liabilities:

The accounting classification of each category of financial instruments, and their carrying amounts, are set out below:

March 31, 2018

	Fair value through profit or loss	Fair value through other comprehensive income	Amortised cost	Total carrying value
Financial assets				
Non-current investments*	-	-	-	-
Trade receivables	-	-	22.82	22.82
Loans – Non current	-	-	-	-
Loans – current	-	-	87.73	87.73
Cash and cash equivalents	-	-	-	-
Other current financial assets	-	-	-	-
Total	-	-	110.55	110.55
Financial liabilities				
Short-term borrowings	-	-	28.04	28.04
Trade payables	-	-	8.20	8.20
Other current financial liabilities	-	-	8.88	8.88
Total	-	-	45.12	45.12

March 31, 2017

	Fair value through profit or loss	Fair value through other comprehensive income	Amortised cost	Total carrying value
Financial assets				
Non-current investments*	-	-	-	-
Trade receivables	-	-	18.92	18.92
Loans – Non current	-	-	145.58	145.58
Loans – current	-	-	177.88	177.88
Cash and cash equivalents	-	-	28.90	28.90
Other current financial assets	-	-	-	-
Total	-	-	371.28	371.28
Financial liabilities				
Short-term borrowings	-	-	159.77	159.77
Trade payables	-	-	10.69	10.69
Other current financial liabilities	-	-	8.20	8.20
Total	-	-	178.66	178.66

* Investment in note 6 also includes equity investments in subsidiaries and joint ventures which are carried at costs and hence are not required to be disclosed as per Ind AS 107 "Financial Instruments Disclosures". Hence, the same have been excluded from the above table.

Fair value hierarchy

The table shown below analyses financial instruments carried at fair value, by valuation method. The different levels have been defined below:

Level 1: quoted prices (unadjusted) in active markets for identical assets or liabilities

Level 2: inputs other than quoted prices included within Level 1 that are observable for the asset or liability, either directly (i.e., as prices) or indirectly (i.e., derived from prices)

Level 3: inputs for the asset or liability that are not based on observable market data (unobservable inputs).

As at March 31, 2018

	Level 1	Level 2	Level 3
Financial assets			
Non Current Investments	-	-	-
Total	-	-	-



Sesa Resources Limited
Notes to Financial Statement for the year ended March 31, 2018
(All amounts are in INR Crores, unless otherwise stated)

As at March 31, 2017

	Level 1	Level 2	Level 3
Financial assets			
Non Current Investments	-	-	-
Total	-	-	-

Risk management

The Company's Board approved financial risk policies comprise liquidity, currency, interest rate and counterparty credit risk. The company does not engage in speculative treasury activity but seeks to manage risk and optimize interest and foreign currency through proven financial instruments.

Treasury management

The company's treasury function provides services to the business, co-ordinates access to domestic and international financial markets, monitors and manages the financial risks relating to the operations of the company through internal risk reports which analyses exposures by degree and magnitude of risks. These risks include market risk (including currency risk), credit risk and liquidity risk.

Treasury management focuses on capital protection, liquidity maintenance and yield maximization. The treasury policies are approved by the Board and adherence to these policies is strictly monitored at the Finance Standing Committee. A monthly reporting system exists to inform senior management of investments, debt and currency. The company has a strong system of internal control which enables effective monitoring of adherence to company's policies. The internal control measures are effectively supplemented by regular internal audits.

Financial risk

The Company's Board approved financial risk policies comprise liquidity, currency, interest rate and counterparty risk. The Company does not engage in speculative treasury activity but seeks to manage risk and optimize foreign exchange impact through proven financial instruments.

Liquidity Risk:

The company requires funds both for short-term operational needs as well as for long-term investment projects. The Company generates sufficient cash flows from the current operations which together with the available cash and cash equivalents and short term investments provide liquidity both in the short-term as well as in the long term.

The company remains committed to maintaining a healthy liquidity, gearing ratio, deleveraging and strengthening our balance sheet. The maturity profile of the Company's financial liabilities based on the remaining period from the date of balance sheet to the contractual maturity date is given in the table below. The figures reflect the contractual undiscounted cash obligation of the company.

As at March 31, 2018

	<1 year	2 Years	3-5 Years	> 5 Years	Total
Financial Liabilities					
Current					
Borrowings	28.04	-	-	-	28.04
Trade payables	8.20	-	-	-	8.20
Other financial liabilities	8.88	-	-	-	8.88

As at March 31, 2017

	<1 year	2 Years	3-5 Years	> 5 Years	Total
Financial Liabilities					
Current					
Borrowings	159.77	-	-	-	159.77
Trade payables	10.69	-	-	-	10.69
Other financial liabilities-current	8.20	-	-	-	8.20

Interest rate risk:

Borrowings of the company are principally denominated in Indian Rupees with fixed rate of interest. The company invests cash and liquid investments in short-term deposits and debt mutual funds, some of which generate a tax free return, to achieve the Company's goal.

The exposure of the company's financial assets as at March 31, 2018 to interest rate risk is as follows:

As at March 31, 2018

	Floating rate financial assets	Fixed rate financial assets	Non interest bearing financial assets	Total financial assets
Financial assets-non current				
Loans	-	-	-	-
Total financial assets-non current	-	-	-	-
Financial assets-current				
Trade receivables	-	-	22.82	22.82
Cash and cash equivalents	-	-	-	-
Loans	-	87.73	-	87.73
Other financial assets	-	-	-	-
Total financial assets-current	-	87.73	22.82	110.55
Total financial assets	-	87.73	22.82	110.55



Sesa Resources Limited
Notes to Financial Statement for the year ended March 31, 2018
(All amounts are in INR Crores, unless otherwise stated)

As at March 31, 2017

	Floating rate financial assets	Fixed rate financial assets	Non interest bearing financial assets	Total financial assets
Financial assets-non current				
Investments	-	-	-	-
Loans	-	145.58	-	145.58
Total financial assets-non current	-	145.58	-	145.58
Financial assets-current				
Trade receivables	-	-	18.92	18.92
Cash and cash equivalents	-	-	28.90	28.90
Loans	-	177.88	-	177.88
Other financial assets	-	-	-	-
Total financial assets-current	-	177.88	47.82	225.70
Total financial assets	-	323.46	47.82	371.28

As at March 31, 2018

	Floating rate financial liabilities	Fixed rate financial liabilities	Non interest bearing financial liabilities	Total financial liabilities
Financial liabilities-current				
Borrowings	-	28.04	-	28.04
Trade payables	-	-	8.20	8.20
Other financial liabilities	-	-	8.88	8.88
Total financial liabilities	-	28.04	17.08	45.12

As at March 31, 2017

	Floating rate financial liabilities	Fixed rate financial liabilities	Non interest bearing financial liabilities	Total financial liabilities
Financial liabilities-current				
Borrowings	-	159.77	-	159.77
Trade payables	-	-	10.69	10.69
Other financial liabilities	-	-	8.20	8.20
Total financial liabilities	-	159.77	18.89	178.66

Credit Risk:

Credit risk refers to the risk that counterparty will default on its contractual obligations resulting in financial loss to the company. The company has adopted a policy of only dealing with creditworthy counterparties and obtaining sufficient collateral, where appropriate, as a means of mitigating the risk of financial loss from defaults.

The company is exposed to credit risk for receivables, cash and cash equivalents and short-term investments.

The history of trade receivables shows a negligible provision for bad and doubtful debts. The credit risk on the trade receivables and loans to related parties is supported by a Letter of comfort from Vedanta. Therefore, the company does not expect any material risk on account of non-performance by any of the company's counterparties.

Of the year ended March 31, 2018, Trade and other receivables balance, the following were past due but not impaired:

As on March 31, 2018

	Not past due	Due less than 1 months	Due between 1-3 months	Due between 3-12 months	Due greater than 12 months
Trade receivables	-	22.61	0.21	-	-
Loans-Current	87.73	-	-	-	-
Loans-Non Current	-	-	-	-	-
Total	87.73	22.61	0.21	-	-

As on March 31, 2017

	Not past due	Due less than 1 months	Due between 1-3 months	Due between 3-12 months	Due greater than 12 months
Trade receivables	0.29	12.94	2.23	1.22	2.24
Loans-Current	177.88	-	-	-	-
Loans-Non Current	145.58	-	-	-	-
Other Current Assets	-	-	-	-	-
Total	323.75	12.94	2.23	1.22	2.24



Sesa Resources Limited

Notes to Financial Statement for the year ended March 31, 2018

(All amounts are in INR Crores, unless otherwise stated)

Foreign Currency Risk

The Company is exposed to the risk of changes in foreign exchange rates, primarily to the company's operating activities (purchase of spare parts in foreign currency). Exposure on foreign currency is managed through the foreign exchange hedging policy, which is periodically to expose the risk for fluctuation currency exchange rates is appropriately managed.

Unhedged Foreign Currency

The year-end foreign currency exposures that have not been hedged by a derivative instrument or otherwise are given below:

Amounts receivable in foreign currency on account of the following:

	As at March 31, 2018		As at March 31, 2017	
	Foreign Currency	INR Equivalent (in crores)	Foreign Currency	INR Equivalent (in crores)
Other Current Assets	-	-	USD 410	0.00

Amounts payable in foreign currency on account of the following:

	As at March 31, 2018		As at March 31, 2017	
	Foreign Currency	INR Equivalent (in crores)	Foreign Currency	INR Equivalent (in crores)
Trade Payables	USD 611.57	0.00	AUD 9,018	0.04
	EUR 2,815	0.02	USD 1,022	0.01
			EUR 19,705	0.14



36 CAPITAL MANAGEMENT

The Company's objectives when managing capital is to safeguard continuity, maintain a strong credit rating and healthy capital ratios in order to support its business and provide adequate return to shareholders through continuing growth. The Company's overall strategy remains unchanged from previous year.

The Company sets the amount of capital required on the basis of annual business and long-term operating plans which include capital and other strategic investments.

The funding requirements are met through a mixture of internal fund generation and other long term borrowings. The Company's policy is to use short term and long-term borrowings to meet anticipated funding requirements.

The Company monitors capital on the basis of the net debt to equity ratio. The Company is not subject to any externally imposed capital requirements.

Net debt are long term and short term debts as reduced by cash and cash equivalents (including restricted cash and cash equivalents) and short-term investments. Equity comprises all components excluding other components of equity (which comprises the cash flow hedges, translation of foreign operations and available-for-sale financial investments).

The following table summarizes the capital of the Company:

As at	March 31, 2018	March 31, 2017
Equity	94.13	580.79
Cash and cash equivalents (Note 11)	-	28.90
Total cash (a)	-	28.90
Short-term borrowings (Note 16)	28.04	159.77
Total debt (b)	28.04	159.77
Net debt (c=(b-a))	28.04	130.87
Total capital (equity + net debt)	122.17	711.66
Net debt to equity ratio	0.30	0.23

37 DISCLOSURES AS REQUIRED BY THE MICRO, SMALL AND MEDIUM ENTERPRISES DEVELOPMENT ACT, 2006

	March 31, 2018	March 31, 2017
a) The principal amount and the interest due thereon remaining unpaid to suppliers		
i) Principal	0.01	0.05
ii) Interest due thereon	-	-
b) i) The delayed payments of principal amount paid beyond the appointed date during the entire accounting year/period	-	-
ii) Interest actually paid under Section 16 of the Micro, Small and Medium Enterprises Development Act, 2006	-	-
c) i) Normal Interest accrued during the period, for all the delayed payments, as per the agreed terms	-	-
ii) Normal Interest payable for the period of delay in making payment, as per the agreed terms	-	-
d) i) Total Interest accrued during the year	-	-
ii) Total Interest accrued during the year and remaining unpaid	-	-
e) Included in (d) above being interest on amounts outstanding as at the beginning of the accounting Year.	-	-

The above information has been identified on the basis of information available with the Company. This has been relied upon by the auditors.



38 RELATED PARTY TRANSACTIONS

A List of related parties and relationships:

- Entity Controlling the Company (Holding Company)
 - Vedanta Limited (formerly known as Sesa Sterlite Limited)
- Ultimate Holding Company
 - Volcan Investments Limited ('Volcan')
- Subsidiary of the Company
 - Sesa Mining Corporation Limited
- Fellow subsidiaries (with whom transactions have taken place during the year)
 - Cairn India Limited
 - Hindustan Zinc Limited
- Jointly controlled entity
 - Goa Maritime Private Limited
- Post retirement benefit plan
 - Sesa Resources Limited Employees Provident Fund
 - Sesa Resources Limited Employees Gratuity Fund
 - Sesa Resources Limited and Sesa Mining Corporation Limited Employees Superannuation Fund

B Transactions during the year:

	For the year ended March 31, 2018	For the year ended March 31, 2017
Revenue from operations		
Vedanta Limited	39.44	113.45
Purchase of traded goods		
Sesa Mining Corporation Limited	-	0.36
Interest Income on Inter corporate deposit		
Sesa Mining Corporation Limited	17.01	26.71
Dividend Income		
Cairn India Limited	-	9.81
Recovery of expenses		
Vedanta Limited	-	20.15
Sesa Mining Corporation Limited	5.00	5.80
Talwandi Sabo Power Ltd (TSPL)	-	0.00
Expenses reimbursed		
Vedanta Limited	8.17	85.51
Sesa Mining Corporation Limited	0.49	1.73
Interest Expense on Inter corporate deposit		
Vedanta Limited	2.89	15.41
Loans and Advances - Inter corporate deposit Given/ (received) during the year		
Sesa Mining Corporation Limited	(92.21)	(3.68)
Short Terms Borrowing - Inter corporate deposit Taken during the year		
Vedanta Limited	4.90	6.76
Repaid / adjusted during the year		
Vedanta Limited	137.69	67.83
Distribution to Shareholders (Refer Note 39)		
Vedanta Limited	-	955.82



Sesa Resources Limited
Notes to Financial Statement for the year ended March 31, 2018
(All amounts are in INR Crores, unless otherwise stated)

Details of transactions with post retirement employee benefit plan

Sesa Resources Limited Employees Provident Fund	0.47	0.34
Sesa Resources Limited Employees Gratuity Fund	0.00	0.56
Sesa Resources Limited and Sesa Mining Corporation Limited Employees Superannuation Fund	0.06	0.07

C Outstanding Balance at the period ending

	As at March 31 2018	As at March 31 2017
Trade Receivable		
Sesa Mining Corporation Limited	10.42	3.24
Vedanta Limited	-	14.39
Advances Receivable		
Goa Maritime Private Limited (Prov for doubtful advances Rs. 1.00 crore (previous year Rs. 0.47 crore))	1.00	1.00
Loans given to		
Sesa Mining Corporation Limited (Impairment amounting to Rs. 156.17 crore (Refer Note 27) (previous year Rs. Nil crore))	243.90	323.46
Advances received from		
Vedanta Limited	40.96	-
Short-term borrowings		
Vedanta Limited	28.04	159.77
Other payables		
Sesa Resources Limited Employees Provident Fund	0.13	0.12
Sesa Resources Limited Employees Gratuity Fund	0.53	0.10
Sesa Resources Limited and Sesa Mining Corporation Limited Employees Superannuation Fund	0.02	0.09

Terms and conditions of transactions with related parties

The sales to related parties are made on terms equivalent to those that prevail in arm's length transactions. Outstanding balances at the year end are unsecured and interest free and settlement occurs in cash. There have been no guarantee provided or received for any related party receivables or payables. For the year ended March 31, 2018, the Company has recorded impairment of receivables amounting to Rs. 156.17 Crores (March 31, 2017 : Rs. Nil) relating to amounts owed by related parties.

39 STANDARDS ISSUED BUT NOT YET EFFECTIVE

Recently issued accounting pronouncements

The following standards/amendment to standards have been issued but are not yet effective up to the date of issuance of the Company's financial statements. Except specifically disclosed below, the Company is evaluating the requirements of these standards, improvements and amendments and has not yet determined the impact on the financial statements.

• Ind AS 115: Revenue from Contracts with Customers

This standard outlines a single comprehensive model for entities to use in accounting for revenue arising from contracts with customers. The standard replaces most of the current revenue recognition guidance. The core principle of the new standard is for companies to recognize revenue to depict the transfer of goods or services to customers in amounts that reflect the consideration to which the company expects to be entitled in exchange for those goods or services. The new standard also will result in enhanced disclosures about revenue, provide guidance for transactions that were not previously addressed comprehensively including service revenues and contract modifications and improve guidance for multiple element arrangements. The new Standard comes into effect for the annual reporting periods beginning on or after April 1, 2018.

In order to identify the potential impact of the standard on the Company's financial statements, the Company has analyzed contracts of the relevant revenue streams of the Company. The work done is focused on evaluating the contractual arrangements across the Company's principal revenue streams, particularly key terms and conditions which may impact revenue recognition and measurement of revenue.

Based on the work carried out, the areas of impact in implementing Ind AS 115, The Company assesses that there is no material impact for the same.



Other recently issued accounting pronouncements and not effective for the year ended March 31, 2018:

Standards not yet effective for the financial statements for the year ended March 31, 2018	Effective for annual periods beginning on or after
Amendments to Ind AS 12: Recognition of Deferred Tax Assets for Unrealised Losses	01-Apr-18
Amendment to Ind AS 21: Foreign Currency Transactions and Advance Consideration	01-Apr-18

40 EVENTS AFTER THE REPORTING PERIOD

There are no significant events which have occurred after the reporting period.

41 Previous year figures have been regrouped/ reclassified, to correspond with the current year's classification/ disclosure.

As per our report of even date

For and on behalf of the Board of Directors of Sesa Resources Limited

For S R B C & CO LLP
Chartered Accountants
ICAI Firm Registration No. 324982E / E300003

per Vikram Mehta
Partner
Membership No. 105938
Mumbai, April 20, 2018



Naveen Kumar Singhal
Director
DIN 02642057
Panaji-Goa, April 20, 2018

Sauvick Mazumdar
Director
DIN 07558996

